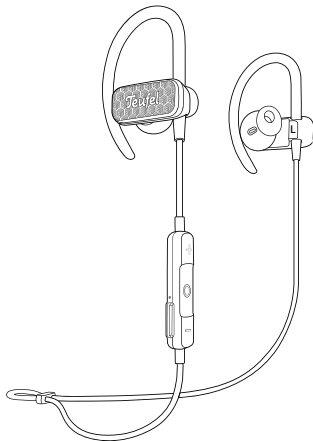


# User Manual

---

**Teufel AIRY SPORTS**

**Bluetooth In-Ear Headphone**



**Teufel**

# Table of contents

---

<b>General Information</b>	<b>3</b>	<b>5. Using the headphones</b>	<b>23</b>
Notice	3	<b>6. Charging</b>	<b>24</b>
Right of Return	3	6.1 Charging the headphones	24
Complaints	4	<b>7. Troubleshooting</b>	<b>25</b>
<b>For Your Safety</b>	<b>5</b>	<b>8. Technical Data</b>	<b>28</b>
Proper Use	5		
<b>Safety notes</b>	<b>6</b>		
Explanation of terms	6		
<b>Disposal</b>	<b>9</b>		
<b>Trademarks</b>	<b>14</b>		
<b>1. Introduction</b>	<b>15</b>		
<b>2. What's in the box</b>	<b>16</b>		
<b>3. Product overview</b>	<b>17</b>		
<b>4. Getting started</b>	<b>18</b>		
4.1 Switching On or Off	18		
4.2 Choosing the correct eartips	19		
4.3 Connecting with the headphone	20		
4.4 Teufel Bluetooth App	22		

# General Information

---

## Notice

The information in this document is subject to change without prior notice and in no way constitutes any liability on the part of Lautsprecher Teufel GmbH.

No part of this user manual may be reproduced in any form or be broadcasted in any way electronically, mechanically, by photocopying or recording without the written permission of Lautsprecher Teufel GmbH.

© Lautsprecher Teufel GmbH

Version 6.4

June 2023

## Right of Return

If you wish to exercise your right of return, we ask that you make sure that you hold onto the original packaging. We can only accept the return of headphones **WITH THE ORIGINAL PACKAGING**. Headphones returned without the original packaging will not be accepted.

---

## Complaints

In the event of a complaint, the invoice number is required in order for your complaint to be processed. The invoice number can be found on the sales slip (enclosed with the product) or on the order confirmation PDF document.

Thank you for your support!

# For Your Safety

---

## Proper Use

The "Teufel AIRY SPORTS" Headphone designed for the playback of audio signals that can be wirelessly transmitted via Bluetooth® from the external player. The headphones are also suitable as a headphone for connecting to Bluetooth compatible (mobile) phones. Only use the headphones as described in this user manual. Any other use will be deemed as not in accordance with the instructions and may lead to damage to property or even persons. The manufacturer accepts no liability for damage caused by improper use. The headphones are intended for private use only.



Before operating the headphones, please first read the safety notes and user manual carefully. This is the only way to use all functions safely and reliably. Store the user manual in a safe place and also be sure to pass it on to any subsequent owner.

## Safety notes

---

This chapter contains general safety notices. You should always observe these notices to protect both yourself and third parties. You should also observe the warning notices in each chapter of this user manual.

### Explanation of terms

You can find the following signal terms in this user manual:



#### **WARNING**

This signal term indicates a moderate risk, which, if not avoided, may result in death or severe injury.



#### **CAUTION**

This signal term indicates a low risk, which, if not avoided, may result in minor or moderate injury.

#### **NOTICE**

This signal term warns you of potential damage.



This symbol advises of useful additional information.

**WARNING**

**Danger of suffocation! Children can become trapped in the packaging film when playing and suffocate.**

- *Make sure that children do not play with the packaging, and that they do not pull off small parts of the headphones and put them in their mouth.*

**Risk in road traffic and at work! Your headphones significantly dampen external noise so that you are not entirely aware of your surroundings.**

- *Do not in any case wear your headphones while performing activities where you are required to pay attention to your surroundings. This particularly applies to when you are operating machinery or driving on the road. You should also observe the legal guidelines and provisions of the country which you are in when using the headphones.*

**Attention! Risk of explosion/fire! Lithium rechargeable batteries can explode if handled improperly.**

- *Do not heat or burn the rechargeable battery. Only charge the rechargeable battery at ambient temperature of -10–45 °C. Do not use the headphones in environments where there is a risk of explosion. Do not expose batteries and rechargeable batteries to direct sunlight.*

---

**Interference caused by radio waves! Radio waves could affect the function of other sensitive devices that are not protected.**

- *Only use the headphones in environments where the use of Bluetooth® is permitted.*



**Extended listening at high volumes may lead to hearing loss!**

- *To avoid damage to your health, avoid extended listening at high volumes.*
- *If the headphones is set to full volume, it may produce very high sound pressure. This might have psychological consequences and also cause physical injury. Children are especially at risk. Set the volume control of your player to low volume before you turn it on.*

**NOTICE**

**Risk of damage! Improper handling of the headphones may result in damage.**

- *Protect the headphones from moisture, heat (e.g. during the summer in cars) and mechanical influences. (e.g. severe shocks, pressure and falling).*



# Disposal

## Important information in accordance with the Electrical and Electronic Equipment Act (Germany: ElektroG)

We advise owners of electrical and electronic appliances that old electrical and electronic devices must be handed in separately from municipal waste, in accordance with the applicable regulations. Batteries and rechargeable batteries that are not firmly enclosed in old electrical devices and lamps, and that can be removed from the old device without destroying them, must be separated from them in a non-destructive manner before they are handed to the collection point for their intended disposal. Please take note of our information on the Batteries Act (Germany: BattG) below for disposing of batteries.

You make an important contribution to returning, recycling and further processing of old devices if you separate your old devices into the correct collection groups for recycling.

The symbol below of a crossed-out dustbin, applied to electrical and electronic appliances, also advises of the duty to separate collections:



Consumer electronics stores and supermarkets are obliged, under certain conditions, to take back old electrical and electronic devices, in accordance with section 17 of the Electrical and Electronic Equipment Act. Stationary retailers

---

must take back an old electrical device of the same type when a new electrical device is bought (1:1 return). This also applies to home deliveries. These retailers must also take back up to three small old electrical devices ( $\leq 25\text{cm}$ ) without this being linked to a new purchase (0:1 return).

In accordance with the Electrical and Electronic Equipment Act, as online retailers of electrical devices and due to our product range, our obligation is limited to 1:1 return of large devices of  $> 50\text{ cm}$  when selling a new electrical or electronic device of the same type. We comply with the obligation of return of devices other than large devices through our service provider. You can find the exact contact data and collection points on our website [www.teufel.de/entsorgung](http://www.teufel.de/entsorgung). It is also possible to return old electrical and electronic appliances free of charge at an official delivery point run by the public waste disposal authorities.

Important: For safety reasons we ask that you refrain from sending lighting fixtures (some lamps). For return of lighting fixtures please use the public waste disposal collection points or contact us directly at [www.teufel.de/entsorgung](http://www.teufel.de/entsorgung).

As an end-user, you are responsible for deleting any personal data on old electrical appliances before handing it in.

---

Important: Our appliances can contain batteries/rechargeable batteries. If this is the case, please refer to its attached product documentation for additional information on the type and chemical make-up of the battery. For products with battery compartments you can directly remove the batteries or rechargeable batteries and dispose of them properly. If the batteries are built in to the product, do not in any case attempt to remove the batteries yourself, instead contact one of our employees or appropriate specialist staff.

---

## Important information about the Batteries Act (Germany: BattG)

Batteries and rechargeable batteries must not be disposed on in household waste.

Old batteries can contain toxic substances that could damage the environment or your health if not stored or disposed of properly. This applies especially to improper handling of batteries containing lithium.

However, batteries also contain important raw materials such as iron, zinc, manganese and nickel and these can be reused. Separate collection enables recycling of these raw materials and avoids any negative impact on the environment or human health due to toxic substances being released.



The crossed-out dustbin symbol means that you should not dispose of old batteries and rechargeable batteries in household waste. In addition, you, as the end-user, are legally obliged to return old batteries.

You can hand in batteries and rechargeable batteries free of charge at an official return point such as any public waste disposal collection point. You can also hand in old batteries, that we stock or have stocked as new batteries, at one of our Teufel stores or at one of our dispatch warehouses. However, if you send

---

them to our dispatch warehouses we would like to point out the dangerous goods regulations of the dispatch provider you opt for and ask you not send batteries to us by post. You can get the addresses of our dispatch warehouses from our customer service.

Due to existing legal regulations, the battery manufacturer must use the following symbols with the following meanings when marking the batteries.

Hg: the battery contains more than 0.0005 mass percent of mercury

Pb: the battery contains more than 0.004 mass percent of lead

Cd: the battery contains more than 0.002 mass percent of cadmium

Otherwise, to avoid waste and littering, batteries with a long service life or rechargeable batteries should be used. Exchangeable rechargeable batteries enable long service for electrical and electronic appliances and thus devices and rechargeable batteries can be prepared for recycling (e.g. regenerating/exchanging rechargeable batteries).

Further information on preventing waste for consumers can, however, be found in the Federal waste prevention programme with the participation of the Federal states.

# Trademarks

---

© All trademarks are the property of their respective owners.

Apple, iOS and Siri are trademarks of Apple Inc., registered in the U.S. and other countries.

Android and Google Assistant are trademarks of Google LLC.



The Bluetooth® word mark and logos are registered trademarks owned by the Bluetooth SIG, Inc. and any use of such marks by Lautsprecher Teufel is under license.



Qualcomm® aptX™ is a product of Qualcomm Technologies International, Ltd.

# 1. Introduction

---

The Teufel AIRY SPORTS In-Ear Bluetooth headphones enrich an athletic and active lifestyle. Please read this user manual before using the headphone the first time, it will provide you with useful information and help you getting started.

Features:

- Bluetooth 5.0
- IPX7 waterproof
- 24 hours playtime
- Qualcomm aptX support
- Comfortable and secure fit during exercising
- ShareMe allows sharing of audio from two Teufel AIRY Sports
- Multipoint supports simultaneous connection with two smart devices
- Teufel Headphones app

## 2. What's in the box

---

Unpack the box carefully and ensure that the following parts are included. If any part is damaged or missing, do not use it and contact your retailer or customer service representative.



Headphone – Main Unit



Neoprene Pouch



Eartips (M pre-mounted to the headphones)



USB Charging Cable

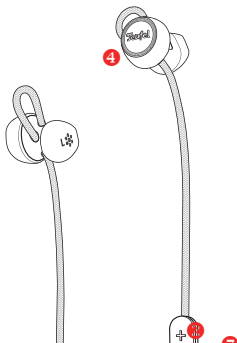


Quick Start Guide



### 3. Product overview

---



The User Interface of the "AIRY SPORTS" consists of the following components:

- |                         |                        |
|-------------------------|------------------------|
| 1. Multi-Purpose Button | 4. LED                 |
| 2. Volume Up            | 5. Build-in Microphone |
| 3. Volume Down          | 6. Micro-USB Port      |

## 4. Getting started

---

### 4.1 Switching On or Off

1. Press and hold the Multi-Purpose Button for 2s, the headphone will turn on and automatically enter pairing.
2. Press and hold the Multi-function button for 4 seconds and the headphone will switch off.

---

## 4.2 Choosing the correct eartips

For optimal audio performance, it is important to choose the correct eartip size. Select the size that gives you the best comfort and fit in each ear. To determine the best fit, you may need to try all three sizes. You may need a different size for each ear.

**Note:** To test the fit, try speaking aloud. Your voice should sound muffled in both ears; if not, select another tip size.

Insert the right headphone into your right ear and the left headphone into your left ear.

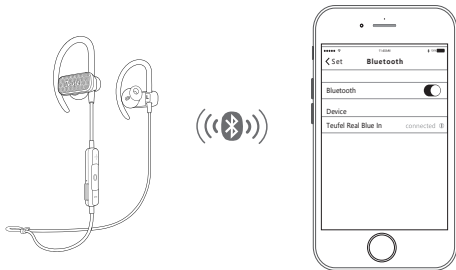
Insert the headphones at a slight angle into the ears and twist them slightly into the ear canal so that they sit comfortably and snugly.



---

### 4.3 Connecting with the headphone

- 1) Press and hold the Multi-Purpose Button for 2s and the headphone will turn on and automatically enter pairing.
- 2) Turn on Bluetooth on your device, and connect to "Teufel AIRY SPORTS".
- 3) Connect to a new device: When in off state, press and hold the Multi-Purpose Button for 4s.



### ShareMe

Once the Headphone is connected via Bluetooth:

- 1) Press the Multi-Purpose Button and the Volume Up Button at the same time.
- 2) Start ShareMe on the other device you want to connect to.

- 
- 3) ShareMe should connect automatically.

### **Information on the Bluetooth wireless connection**

The headphones are compatible with Bluetooth 5.0.

If your audio source supports high-resolution audio encoding methods SBC, AptX, AAC, it will automatically play high audio quality music.

The paired devices immediately establish the Bluetooth wireless connection after switching on and are ready for use.

When you switch the headphones on, they automatically try to connect to the last connected Bluetooth device.

The headphone can store up to 7 phones that have been paired and support two smart devices connected at the same time.

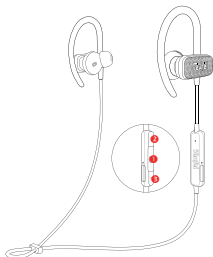
---

## 4.4 Teufel Bluetooth App

Download the Teufel Headphones App for IOS and Android and enhance your headphone experience.



## 5. Using the headphones



- ❶ Multi-Purpose Button
- ❷ Volume Up
- ❸ Volume Down

Button	Legend	Meaning
<b>Multi-Purpose Button</b>	●	Press once to play or pause
	● ●	Press twice to skip to the next song
	● ● ●	Press three times to skip to the previous song
	▬	Press and hold for 2s to activate Voice Assistant
	●	Stop the activated Voice Assistant
	▬	Press and hold for 4 seconds to shut down
	●	Answer / End a call
<b>Multi-Purpose Button +Volume Up Button</b>	●	Press and hold for 2s to reject the call
	●	
<b>Multi-Purpose Button +Volume Down Button</b>	●	Connect / Disconnect a ShareMe Device
	●	Enable / Disable Auto Play Feature
<b>Volume Down Button</b>	▬	When in off stage, press and hold for 8 seconds to clear Bluetooth device list.
	▬	

## 6. Charging

---

### 6.1 Charging the headphones

The headphones is charged with a USB charging cable.

**Note:** Before charging, be sure that the headphones are at the correct operating temperature of between -10 °C and 40 °C.

#### 6.1.1 Charging time

Allow up to 2.5 hours to fully charge the headphones.

**Note:** A full charge of the headphones allows up to 24 hours of use.

#### 6.1.2 Check the headphone battery level

##### **While using the headphones**

If connected to an Apple or Android device, the device displays the approximate battery level near the upper right corner of the screen and in the notification bar.

This displayed battery level is not accurate. To get the real-time battery level, use a Battery Widget for Android or iOS.

##### **While charging the headphones**

The BT function is also available during charging.



## 7. Troubleshooting

---

### Common solutions

If you experience problems with your headphones or USB charging cable:

1. Check the state of the power indicators.
2. Charge the headphones.
3. Increase the volume on your mobile device.
4. Change the USB charging cable to charge the headphones.
5. Try connecting another mobile device.

If you cannot resolve the issue, see the table below to identify symptoms and solutions to common problems. If you are still unable to resolve your issue, contact Teufel customer service.

Symptom	Solution
Headphones don't power on	<ol style="list-style-type: none"> <li>1. Start charging the headphone.</li> <li>2. Make sure the headphone is not in standby mode and wake it up.</li> </ol>
Headphones don't connect with mobile device	<ol style="list-style-type: none"> <li>1. Make sure your mobile device supports <i>Bluetooth</i> technology.</li> <li>2. On your mobile device: Turn the <i>Bluetooth</i> feature off and then on.</li> <li>3. Delete your Teufel Sports In-Ear headphones from the <i>Bluetooth</i> list on your mobile device. Connect again.</li> <li>4. Move your mobile device closer to the headphones and away from any interference or obstructions.</li> <li>5. Connect a different mobile device.</li> <li>6. Clear the headphones pairing list and connect again.</li> </ol>
Headphones don't charge	<ol style="list-style-type: none"> <li>1. Make sure the headphone is properly charged using USB.</li> <li>2. Make sure there is no dirt or debris covering the charging conductors within the case or on the headphones.</li> <li>3. If your headphones have been exposed to high or low temperatures, let the headphones return to room temperature and then try charging again.</li> </ol>

Symptom	Solution
No sound	<ol style="list-style-type: none"> <li>1. Press play on your mobile device to make sure the audio track is playing.</li> <li>2. Connect the headphone to the USB charging cable to check the charging status of the headphone. If needed, charge the headphone.</li> <li>3. Increase the volume on the mobile device.</li> <li>4. Move your mobile device closer to the headphone (10 m) and away from any interference or obstacles.</li> <li>5. Use other music sources.</li> <li>6. Connect other mobile devices.</li> </ol>
Poor sound quality	<ol style="list-style-type: none"> <li>1. Make sure that both headphones fit securely in your ear.</li> <li>2. Use a different music source.</li> <li>3. Try connecting another mobile device.</li> <li>4. Move your mobile device closer to the headphones (10 m) and away from any interference or obstructions.</li> <li>5. Clear any debris or wax buildup from the headphones and headphones nozzles.</li> </ol>
Eartips falling off	Securely attach the tips to the headphones.

## 8. Technical Data

---

Driver Size :	Ø11mm
Max. Input Power :	5mW
Impedance:	32Ω
Sensitivity:	96±3dB@1kHz,1mW
Frequency Response:	20Hz - 22kHz
Battery:	Lithium-Polymer, 3.7V, 85mAh

You can find further technical data on our website.

Technical changes reserved!



Lautsprecher Teufel GmbH declares that this product complies with Directive 2014/53/EU. The full text of the EU declaration of conformity can be found at these Internet addresses:

[www.teufel.de/konformitaetserklaerungen](http://www.teufel.de/konformitaetserklaerungen)

[www.teufelaudio.com/declaration-of-conformity](http://www.teufelaudio.com/declaration-of-conformity)

The following radio frequency bands and radio transmitting powers are used in this product:

Radio network: Bluetooth

Frequency band: 2402–2480 MHz

Transmission power: 5 mW/7 dBm



Lautsprecher Teufel GmbH Bikini  
Berlin, Budapester Str. 44 10787 Berlin  
(Germany)

[www.teufelaudio.com](http://www.teufelaudio.com)  
[www.teufel.de](http://www.teufel.de)  
[www.teufel.ch](http://www.teufel.ch)  
[www.teufelaudio.at](http://www.teufelaudio.at)  
[www.teufelaudio.nl](http://www.teufelaudio.nl)  
[www.teufelaudio.be](http://www.teufelaudio.be)  
[www.teufelaudio.fr](http://www.teufelaudio.fr)  
[www.teufelaudio.pl](http://www.teufelaudio.pl)  
[www.teufelaudio.it](http://www.teufelaudio.it)  
[www.teufelaudio.es](http://www.teufelaudio.es)

Telefon:

Deutschland: +49 (0)30 217 84 217

Österreich: +43 12 05 22 3

Schweiz: +41 43 50 84 08 3

International: 0800 400 300 20

Fax: +49 (0) 30 / 300 930 930

Online-Support:

[www.teufelaudio.com/service](http://www.teufelaudio.com/service)

[www.teufel.de/service](http://www.teufel.de/service)

Kontaktformular:

[www.teufel.de/kontakt](http://www.teufel.de/kontakt)

Contact:

[www.teufelaudio.com/contact](http://www.teufelaudio.com/contact)

Please contact our customer service department with any questions, suggestions, or complaints: