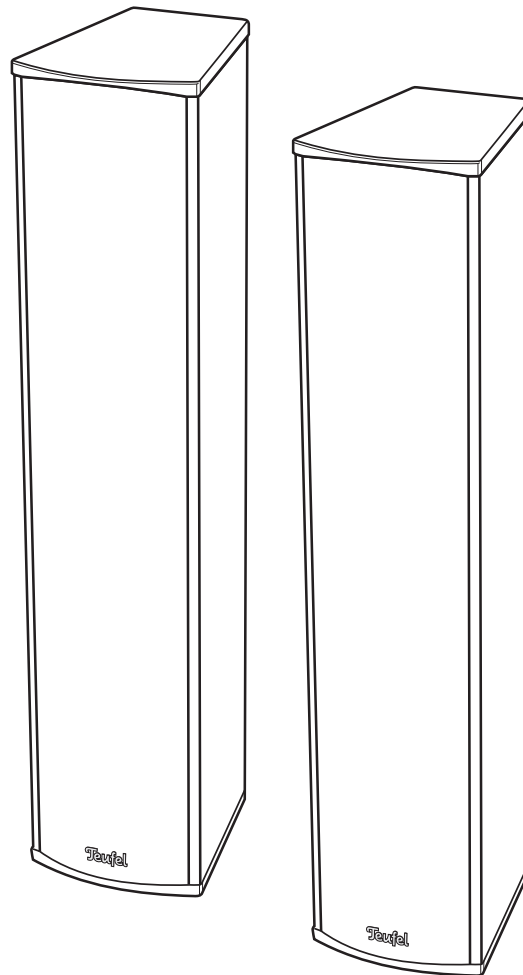


# Technical description and operating instructions

---



**CL 302**

**CL 302 FCR**

Satellite speaker

**Teufel**

# General notes and information

## Proper use

Only use the speakers as described in these operating instructions. Any other use will be deemed as not in accordance with the instructions and may lead to damage of property or even persons. The manufacturer accepts no liability for damage caused by use not in accordance with the instructions. The speakers are intended for private use.



Before operating the speakers, please read the safety notes and operating instructions carefully. This is the only way to use all functions safely and reliably. Keep the operating instructions safe and pass them on to anyone who may own the unit after you.

## Notice

The information in this document may change without prior notice and in no way constitutes any liability on the part of Lautsprecher Teufel GmbH. No part of these instructions may be reproduced in any form or be broadcasted in any way electronically, mechanically, by photocopy or recording without the written permission of Lautsprecher Teufel GmbH.

## Original packaging

If you wish to exercise your right of return, we ask that you be absolutely sure to hold onto the packaging. We can only accept the return of a device WITH THE ORIGINAL PACKAGING. Empty boxes are not available!

# Product contents and technical data

Product contents	2 speakers CL 302 FCR
Dimensions (WxHx D)	8.5 x 39.2 x 12.6 cm
Weight	1.4 kg
Nominal impedance	4–8 ohm

Technical changes reserved!

You can find further technical data on our website.

## Complaints

In case of a complaint we implicitly need your invoice number and the serial or lot number for processing. The serial number can be found on the back side of the device.

Many thanks for your support!

## Contact

Please contact our customer service with any questions, suggestions or criticism:

**Lautsprecher Teufel GmbH**  
**BIKINI Berlin**  
**Budapester Str. 44**  
**10787 Berlin (Germany)**

Phone 00800 - 200 300 40 (toll-free)

Fax: +49 (0)30 / 300 930 930

Service: [www.teufelaudio.com/service](http://www.teufelaudio.com/service)

Contact: [www.teufelaudio.com/contact](http://www.teufelaudio.com/contact)



Check that all items have been delivered and that nothing is damaged. In case of damage do not use the product. Instead, contact our service centre.

# Safety notes

## Caution icons

You will find the following caution icons in these instructions:



**High risk!** Failure to observe the warning may result in severe personal injury or death.



**Moderate risk!** Failure to observe the warning may result in property damage.



**Minor risk!** Points which should be observed when handling the unit.



### Danger to hearing!

Loud noise may lead to hearing loss.

Very high noise pressure may suddenly be emitted, especially if a device is activated and set to full volume. This may have psychological consequences and also cause physical injury. Children and pets are particularly at risk.

- Set the volume control of your signal source to a low setting.
- When the volume is set high, always keep a certain distance from the unit and never place your ear directly on the speaker.
- To avoid damage to health, avoid extended listening at high volume.



### Danger Danger to children!

Children can become trapped in the packing film when playing and suffocate.

- Do not allow children to play with the unit or the packing film. Danger of suffocation.
- Ensure that children do not remove small parts from the unit or take them off of the unit (e.g. control knobs or plug adapters). They could swallow the parts and choke. Never allow children to operate electrical devices unsupervised.

### Danger Danger of injury/damage!



Incorrect location may result in damage.

- Never use the speakers unmounted in vehicles, in unstable locations, on wobbly tripods or furniture, on insufficiently dimensioned brackets etc. The speakers could tip or fall down and cause injury to persons or be damaged.
- Arrange the speakers so that they cannot be knocked over accidentally and make sure that the cables do not pose a trip hazard.
- Exactly adhere to the assembly instructions.
- If mounting the speakers on the wall, make sure that the installation is carried out expertly.
- Verify the carrying capacity of the walls for wall mounting.
- Do not place the speakers near sources of heat (e.g. heaters, ovens, other heat generating equipment such as amplifiers etc.).

### Attention Fire hazard!



Improper use may lead to damage or fire.

- Do not place open flames such as burning candles or similar on the unit.
- Ensure sufficient ventilation.
- Do not place the unit in direct sunlight.
- Only use the unit in indoor areas.
- Do not use the unit in damp areas and protect it from drops of water and splash water. Also take care not to stand vases or other containers filled with liquid on or near the speaker in order to avoid liquid getting into the case.

# Setup and connection

## Setup

### Note

Our website contains comprehensive notes for correct setup.

- Select a stable, level base.
- Make sure that the environment is clean and free from dust.
- Avoid placing the unit close to sources of heat or in direct sunlight.
- Arrange the connector cables so that they do not pose a trip hazard.
- Do not place any heavy objects on the cables or the speakers.

## Wall mounting

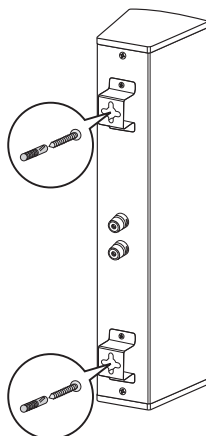
### Danger Risk of damage!



Improper assembly may result in damage.

- If mounting the speakers on the wall, make sure that the installation is carried out expertly.
- Before drilling the holes, make sure that no pipes are located within the drilling area using a metal detector.
- Only use suitable screws and dowels to mount the speakers. Verify the carrying capacity of the walls.

- Hang the satellite speakers up on the wall using the keyhole openings on the speaker back side and the screws you previously mounted.
- You can also use these openings for mounting a wall holder or speaker stand. You can find suitable products for this in our web shop.



## Connecting

### Danger Danger of injury/damage!



Arrange the cables so that they do not pose a trip hazard.

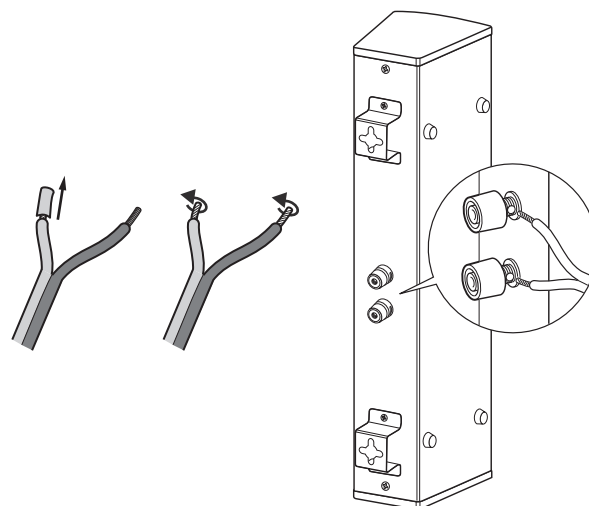
- Pull the power plug of your AV receiver or multi-channel active subwoofer out of the socket.
- Lay the speaker cables from your AV receiver or multi-channel active subwoofer to each speaker. These cables should be high-quality double-wire speaker cable with marked strands.
- A connector comprising two terminals is located on the back side of each speaker, to which you have to connect the speaker cables.
- The terminal clips are each marked red (+) and black (-).



### Make sure the polarity is correct!

Connect the like coloured terminals. Otherwise the sound quality will suffer.

The speaker connections of your AV receiver or multi-channel active subwoofer should be marked similarly. The strands of the speaker cables are marked with different colours or shapes.



1. Split the single wire down to approx. 30 mm on both ends and strip approx. 10 mm of insulation off of each cord.
2. Twist the stripped single wire ends together so that no wire protrudes. Tin coating is not necessary.
3. Turn the connector terminal counterclockwise until loose. Run the stripped cable end into the now visible hole. Close the terminal by turning it counterclockwise. The cable has now been clamped in place.
4. Connect the cables to the other speaker in the same way.
5. Connect the speaker cables to your AV receiver or multi-channel active subwoofer. The operating instructions of the appliance should contain notes on this.

### Crossover frequency

The ideal separation frequency for these speakers is 150 Hz. Set this value on your AV amplifier, multi-channel active subwoofer or on your decoder station.ct setup.

## Cleaning and care

---

Clean the speakers regularly with a soft, damp microfibre cloth. Please be absolutely sure to observe the following notes in the process:

- If possible, only use plain water without any additives. In case of stubborn marks, a mild soap solution may be used.
- Make sure that no liquid penetrates the unit.

### Attention Risk of damage!



Using the wrong cleaning materials may damage the delicate surface of the case.

If possible, only use plain water without any additives. In case of stubborn marks, a mild soap solution may be used. In no circumstances should caustic cleaning products, white spirit, thinners, petrol or similar be used for cleaning.

## Troubleshooting

---

The following advice should help you to solve problems. If this does not help, you will find useful information in the detailed FAQs on our website. Otherwise, please contact our hotline. Take note of the warranty instructions.

Problem	Possible cause	Solution
Playback is noisy.	In general, the speakers are very low-noise. In most cases, the speaker system with exceptional resolution in the high range area can expose the poor quality of a signal source (e.g. from MP3 files).	Ensure that the source is sending a clear signal.
The sound seems dull.	The speakers have been connected with the wrong poles.	Verify the correct connection of the cables for all speakers.

## Declaration of Conformity

---



Lautsprecher Teufel GmbH declares that this product complies with the relevant European and national directives. The full text of the CE Declaration of Conformity can be found at this web address:

[www.teufel.de/konformitaetserklaerungen](http://www.teufel.de/konformitaetserklaerungen)  
[www.teufelaudio.com/declaration-of-conformity](http://www.teufelaudio.com/declaration-of-conformity)

# Disposal

---

## Important information in accordance with the Electrical and Electronic Equipment Act (Germany: ElektroG)

We advise owners of electrical and electronic appliances that old electrical and electronic devices must be handed in separately from municipal waste, in accordance with the applicable regulations. Batteries and rechargeable batteries that are not firmly enclosed in old electrical devices and lamps, and that can be removed from the old device without destroying them, must be separated from them in a non-destructive manner before they are handed to the collection point for their intended disposal. Please take note of our information on the Batteries Act [Germany: BattG] below for disposing of batteries.

You make an important contribution to returning, recycling and further processing of old devices if you separate your old devices into the correct collection groups for recycling.

The symbol below of a crossed-out dustbin, applied to electrical and electronic appliances, also advises of the duty to separate collections:



Consumer electronics stores and supermarkets are obliged, under certain conditions, to take back old electrical and electronic devices, in accordance with section 17 of the Electrical and Electronic Equipment Act. Stationary retailers must take back an old electrical device of the same type when a new electrical device is bought (1:1 return). This also applies to home deliveries. These retailers must also take back up to three small old electrical devices ( $\leq 25\text{cm}$ ) without this being linked to a new purchase (0:1 return).

In accordance with the Electrical and Electronic Equipment Act, as online retailers of electrical devices and due to our product range, our obligation is limited to 1:1 return of large devices of  $> 50\text{ cm}$  when selling a new electrical or electronic device of the same type. We comply with the obligation of return of devices other than large devices through our service provider. You can find the exact contact data and collection points on our website [www.Teufel.de/entsorgung](http://www.Teufel.de/entsorgung). It is also possible to return old electrical and electronic appliances free of charge at an official delivery point run by the public waste disposal authorities.

**Important:** For safety reasons we ask that you refrain from sending lighting fixtures (some lamps). For return of lighting fixtures please use the public waste disposal collection points or contact us directly at [www.Teufel.de/entsorgung](http://www.Teufel.de/entsorgung).

As an end-user, you are responsible for deleting any personal data on old electrical appliances before handing it in.

**Important:** Our appliances can contain batteries/rechargeable batteries. If this is the case, please refer to its attached product documentation for additional information on the type and chemical make-up of the battery. For products with battery compartments you can directly remove the batteries or rechargeable batteries and dispose of them properly. If the batteries are built in to the product, do not in any case attempt to remove the batteries yourself, instead contact one of our employees or appropriate specialist staff.



# Teufel

Please contact our customer service department with any questions, suggestions, or complaints:

**Lautsprecher Teufel GmbH**  
BIKINI Berlin  
Budapester Str. 44  
10787 Berlin (Germany)  
[www.teufelaudio.com](http://www.teufelaudio.com)

Phone.: 00800 200 300 40 (toll-free)  
Fax: +49 (0)30 - 300 930 930  
Service: [www.teufelaudio.com/service](http://www.teufelaudio.com/service)  
Contact: [www.teufelaudio.com/contact](http://www.teufelaudio.com/contact)

No responsibility is assumed for the correctness of this information. Technical changes, typographical errors and other errors reserved.