



RAUMFELD

True Wireless High Fidelity

Quick Start Guide

Raumfeld Stereo Cubes

1 Unboxing

Welcome to Raumfeld

Take a moment to ensure that all of the components listed below were included in delivery.

Before beginning setup or use of your new Raumfeld device, please read the Safety Notes included with the device.



Please keep the box for the duration of the warranty period.



Note regarding first time installations

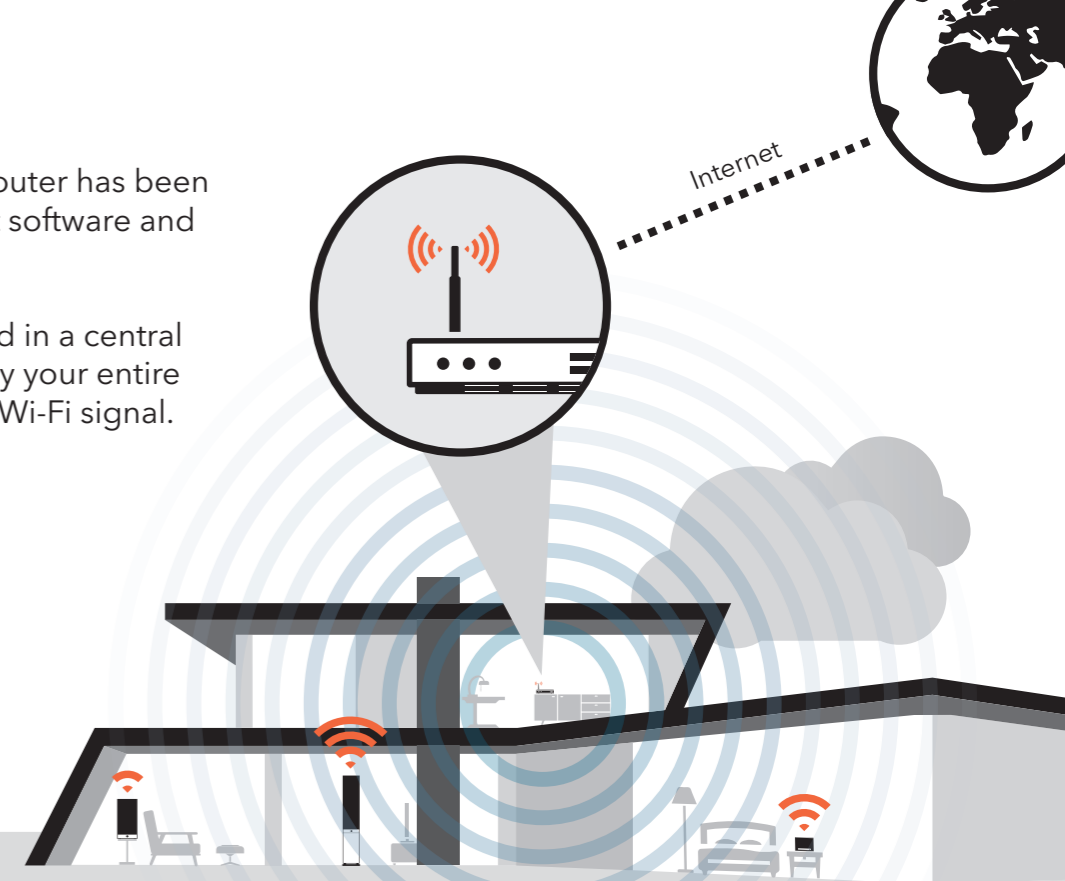
Begin the setup process with the Raumfeld Expand if you plan to use this device. The Raumfeld Expand is an optional device that can be purchased separately.

2 Ready your Wi-Fi

- Make sure that your Wi-Fi router has been activated, is using the latest software and has access to the internet.
- The router should be placed in a central location so that it can supply your entire household with a sufficient Wi-Fi signal.

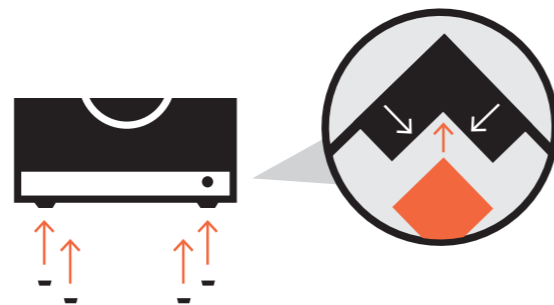


During the setup process, it is important to ensure that all Raumfeld devices receive a sufficient Wi-Fi signal. A signal that is too weak can lead to dropped connections.

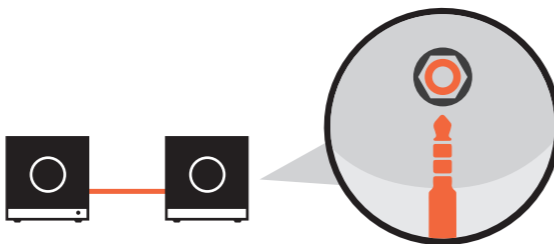


3 Setup

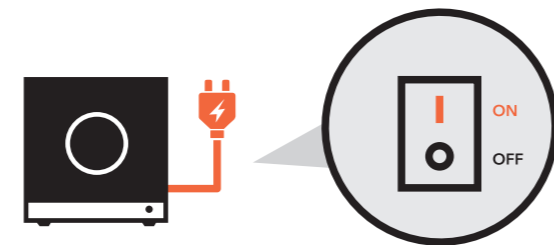
- Use the included guide to correctly place the rubber feet in the recommended position.



- Connect the two speakers to each other using the included cable. The active speaker can be placed on either the left or the right side.



- Position your speakers, plug in the power cord and turn the toggle switch at the back of the device to the ON position.



4 Getting started

- Check that your smart device is connected to your home Wi-Fi.
- Download the "Raumfeld Controller" App from the Play Store/App Store.



- Locate your Wi-Fi password and keep it close at hand.
- After starting the app, follow the directions step-by-step until the setup process is complete.



Note regarding the integration of additional devices to an existing Raumfeld system

It is not necessary to carry out the entire setup process again. You can add additional devices via the "Settings" option in the app.

◆ **The LEDs don't light up.**

Please make sure that the device is connected to a power supply. Check that the power cord is properly plugged into the power jack on your Raumfeld device. Check that the toggle switch is in the ON position.

◆ **After setup, my Raumfeld devices no longer, or only sporadically, connect to the Wi-Fi.**

Make sure that the Raumfeld devices and the smart device with the Raumfeld App are using the same Wi-Fi. If your router offers guest access, this should not be used for your Raumfeld system. Check that the Dynamic Host Configuration Protocol (DHCP) on your home router is activated and that all essential devices within the home network are able to communicate with each other.

◆ **The Raumfeld devices are connected to the network but playback is interrupted or skips.**

It is possible that one or more Raumfeld devices are receiving either too little or, at times, even no Wi-Fi signal. Try placing the device closer to the router, experiment with different placement locations or create a wired connection between the affected device and router via Ethernet cable. If possible, try streaming lower resolution audio files. In order to avoid network problems, we recommend the use of a Raumfeld Expand.

◆ **Where can I find additional information and help?**

In case of unexpected problems or additional questions, you'll find an extended FAQ section in the Raumfeld Online Manual at manual.raumfeld.com.

Raumfeld® is a registered trademark of Lautsprecher Teufel GmbH, used under licence. All rights reserved. Images may vary slightly from the actual products.

No part of this work may be reproduced, modified or otherwise used without prior written permission.

U.S. Pat. No. US 8,902,934 ©2015 Berlin Acoustics, Inc.

In the United States, Raumfeld products are sold and distributed by Berlin Acoustics, Inc., a Delaware corporation, and its authorized agents.

Outside the United States, please contact:

Lautsprecher Teufel GmbH
BIKINI Berlin
Budapester Strasse 44
10787 Berlin - Germany

www.raumfeld.com

Contact

If you have any product related questions, need product support or have suggestions, please contact us at:

Europe

Email / support@raumfeld.com

Telephone

DE/CH/AT +49 (0) 30 300 930 400
NL +31 (0) 20 80 83 195
DK +45 (0) 89 886 335
SE +46 (0) 10 88 85 284
FI +35 (0) 87 53 263 952
NOR +47 (0) 81 503 272
GB +44 (0) 33 08 080 489

Other countries within the delivery area (English spoken)

00800 200 300 40

USA

Email / us-support@raumfeld.com

Telephone

+ 1 888 98 31 276 (toll free)