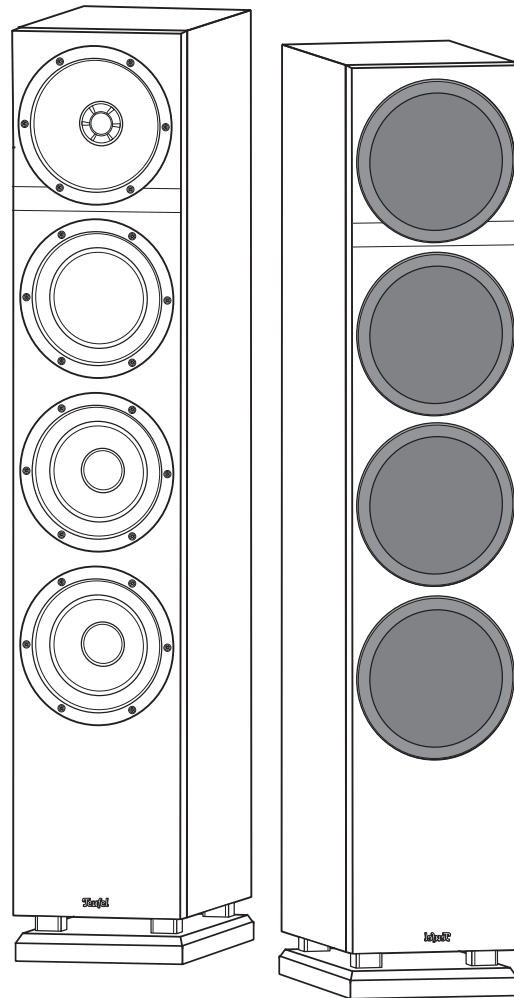


Technical Description And User Manual



THEATER 500

T 500 F 16

Column Speakers with Bi-Wiring / Bi-Amping

Teufel

General Notes And Information

Notice

The information in this document may change without prior notice and in no way constitutes any liability on the part of Lautsprecher Teufel GmbH.

No part of this user manual may be reproduced in any form or be broadcast in any way electronically, mechanically, by photocopy or recording without the written permission of Lautsprecher Teufel GmbH.

© Lautsprecher Teufel GmbH

Version 3.0

March 2022

Original packaging

If you wish to exercise right of return, we ask that you be absolutely sure to hold onto the packaging. We can only accept the return of the speakers WITH THE ORIGINAL PACKAGING.

Empty boxes are not available!

Complaints

In case of a complaint we will need the following information to process your enquiry:

1. Invoice number

Can be found on the sales slip (enclosed with the product) or on the order confirmation received as a PDF document, e.g. 4322543

2. Serial number or batch number

Located on the back of the device,
e.g. serial no.: KB20240129A-123.

Thank you for your support!

Contact

Please contact our customer service department with any questions, suggestions, or complaints:

Lautsprecher Teufel GmbH

BIKINI Berlin

Budapester Str. 44

10787 Berlin (Germany)

Phone 00800 - 200 300 40 (toll-free)

Fax: +49 (0)30 / 300 930 930

Service: www.teufelaudio.com/service

Contact: www.teufelaudio.com/contact

Proper use

The speakers serve to play back audio signals from a power amplifier.

Only use the speakers as described in this user manual. Any other use will be deemed as not in accordance with the instructions and may lead to damage of property or even persons.

The manufacturer accepts no liability for damage caused by improper use.

The speakers are intended for domestic use only.



Before operating the speakers, please read the safety notes and user manual carefully.

This is the only way to use all functions safely and reliably. Store the user manual in a safe place and also be sure to pass it on to any subsequent owner.

NOTICE

Check that all items have been delivered and that nothing is damaged. If you find any damage, do not operate the device; instead contact our customer service department.

Signal terms

You can find the following signal terms in this user manual:

CAUTION

This signal term indicates a low risk, which, if not avoided, may result in minor or moderate injury.

NOTICE

This signal term warns you of potential damage.

Safety notes

This chapter contains general safety notes which you should always observe to protect yourself and third parties. Also observe the warning notes in each chapter of this user manual.

An unsuitable setup location may result in injury and damage.

- If the speakers are not securely mounted, do not use them in vehicles, in unstable locations, on wobbly tripods or furniture, on underdimensioned brackets etc. The speakers may tip or fall over and cause injury to persons or be damaged themselves.
- Place the speakers in such a way that they cannot be knocked over inadvertently and make sure that the cables do not pose a tripping hazard.
- Do not place the speakers near heat sources (e.g. heaters, ovens, other heat generating equipment such as amplifiers etc.).

An unstable base may cause the unit to tip and injure or even kill persons, children are particularly at risk. You can prevent a large number of accidents by taking the following precautions:

- If you want to use underframes or speaker stands, only use those recommended by the manufacturer.
- When storing the product, also ensure that it stands safely and that it cannot be knocked down or over.

Children can become trapped in the plastic wrapping when playing and suffocate.

- Do not allow children to play with the device or the plastic wrapping. There is a danger of suffocation.
- Ensure that children do not remove small parts from the device or take them off of the device (e.g. control knobs or plug adapters). They could swallow the parts and choke.

Extended listening at high volumes may lead to hearing loss.

To avoid damage to health, avoid extended listening at high volumes.

- When the volume is set high, always keep a certain distance from the device and never place your ear directly on the speaker.
- If an amplifier is set to full volume, this may produce very high sound pressure. This may have psychological consequences and also cause physical injury. Children and pets are particularly at risk. Set your signal source device volume control to a low setting before turning on the power.

This product contains magnetic material.

- If necessary, consult your physician and ask for effects on implants such as pacemakers or defibrillators.
- Keep magnetically sensitive objects (e.g. credit cards etc.) away from the speakers.

Overview

Unpacking


- Carefully open the box, take out the EPE foam half-shells and carefully lift the speakers out of the box.

Pack contents

2x column speakers T 500 F 16

Checking the pack contents

- Check that all items have been delivered and that nothing is damaged.
- If the delivery is incomplete or the device has been damaged, please contact our service team (see 2).
- Never operate the device if it is damaged.



i Our website contains comprehensive notes for correct setup.

Mounting material especially attuned to these speakers (cables, speaker stands, wall mount brackets and isolation pads) is available via our web shop (www.teufelaudio.com).

Protective grids

If you position the front speakers behind a screen, remove the protective grids to compensate for any absorption of high frequencies by the screen.

NOTICE

Risk of damage!

– *Make sure that you do not touch the highly sensitive diaphragms.*

Setup location

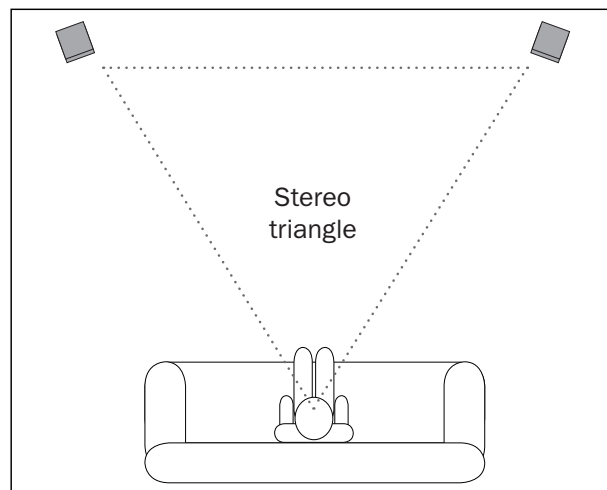
- Select a stable, level base or a suitable wall.
- Make sure that the environment is clean and free from dust.
- Select a location away from heat sources and direct sunlight.
- Lay the connector cords so that they do not pose a tripping hazard.
- Do not place any heavy objects on the cables or the speakers.

Setup

The following data concern an “ideal home cinema”, in which the viewer or listener sits in a central position at a sufficient distance in front of the video screen or screen (see the following graphic) and no objects (tables or the like) are located in between. Unfortunately, the room, furnishings or other circumstances do not always allow for optimum arrangement.

Modern software in the external players offers diverse possibilities to electronically compensate for possible compromises in the placement. The following general rule applies: You can always experiment on what works best in your listening room in terms of sound and appearance based on our recommendations. Let your ears (and eyes) decide!

- The front speakers are set up to the right and left of the screen or positioned at a height of approx. 80 to 160 cm.
- They should form, as far as possible, an equilateral triangle with the listener – what is known as the stereo triangle (distance to listener = distance between speakers).
- Depending on the speaker and set-up location, it may make sense to angle them towards the listening position. You should definitely try this to determine whether it noticeably improves the sound.



Connecting

CAUTION

Risk of injury/damage!

- Lay the cables so that they do not pose a tripping hazard.

Connection variations

In addition to normal connection where each speaker column is connected to the amplifier/AV receiver with a cable, you can also select the variations “bi-wiring” or “bi-amping” with the T 500 F 16 column speakers.

Normal connection

With this method, speakers are connected like conventional speakers with one 2-strand speaker cable each. The contact bridges between the connector terminals must not be removed; you can connect the speaker cables accordingly to the top or bottom terminals.

Bi-wiring

With Bi-wiring, the speaker is connected to the power amplifier/AV receiver via two separate speaker cables for the low and medium-range branch. Decoupling speaker systems this way can improve the sound.

Bi-amping

Here, the low and the medium/high range branches are supplied by an own power amplifier of the amplifier/AV receiver each. Connect a speaker cable with two strands to each power amplifier and connect this cable with the upper or lower connector terminals of the speakers. Advantage: Improved performance and sound quality.

Connecting the cables

1. Turn off your amplifier/AV receiver.
2. Lay the speaker cables from your amplifier/AV receiver to each of the speakers. Use a high-quality double wire speaker cable with marked strands for this.
3. A connector terminal with two or four pole terminals is located on the back side of the speakers. You can connect the speaker cables directly here or using pin plugs. Direct connection only is described here.
The terminals are marked in red (+) and black (-).


NOTICE

Make sure the polarity is correct!

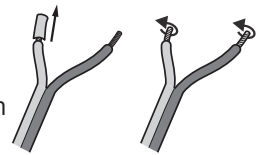
- Connect each of the like coloured terminals of your speakers and your amplifier/AV receiver with one another; otherwise the sound quality will suffer. To facilitate this, the individual single wires of the speaker cables are marked with different colours or shapes.

4. Only remove the contact bridges for bi-wiring or bi-amping with the column speakers:

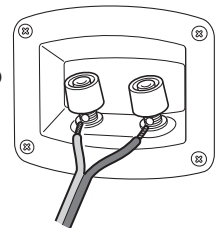
To do this, loosen the connector terminals by turning them counterclockwise and pull the contact bridges out. The upper terminals lead to the high and mid range speakers and the bottom terminals lead to the low range speakers.



5. Split the single wire down by approx. 30 mm on both ends and remove approx. 10 mm of insulation each. Twist the single wire so that no strands are protruding.



6. Turn the connector terminal counterclockwise until loose. Run the stripped cable end into the now visible hole. Close the terminal by turning it clockwise. The cable has now been clamped in place.



7. Connect the other end of the speaker cables to your amplifier/AV receiver. You should be able to find corresponding notes in the user manual of your device.

Care And Cleaning

NOTICE

External influences could damage the speakers.

- *If possible, only use plain water without any additives. In case of stubborn marks, a mild soap solution may be used.*
- *Do not use caustic cleaning products, white spirit, thinners, petrol or similar under any circumstances. Such cleaning agents may damage the delicate surface of the housing.*

- Ideally, you should remove dust or small amounts of dirt with a dry, smooth leather cloth.
- Use a damp cloth to rub off stubborn dirt. Make sure that no liquid penetrates the housing.
- Then immediately wipe the damp surfaces off with a soft cloth without applying pressure.

Troubleshooting

The following advice should help you to solve problems. If this does not help, you will find useful information in the detailed FAQs on our website. Otherwise, please contact our hotline (see page 2). Take note of the warranty instructions.

Problem	Possible cause	Solution
Playback is noisy.	Generally speaking, the speakers are very low noise. In the high range area, very high-resolution speaker systems can expose the poor quality of a signal source (e.g. from MP3 files).	Make sure that the source is emitting a clear signal.
The sound seems dull.	Speakers have been connected with incorrect polarity.	Check to make sure the cables of all speakers are correctly connected.

Technical Data

Dimensions in mm (WxHxD)	200 x 1050 x 292
Weight in kg	21,6

You can find further technical data on our website. Technical changes reserved!

Declaration of Conformity



Lautsprecher Teufel GmbH declares that this product complies with the relevant European and national directives. The full text of the CE Declaration of Conformity can be found at this web address:

www.teufel.de/konformitaetserklaerungen

www.teufelaudio.com/declaration-of-conformity

Important information in accordance with the Electrical and Electronic Equipment Act (Germany: ElektroG)

We advise owners of electrical and electronic appliances that old electrical and electronic devices must be handed in separately from municipal waste, in accordance with the applicable regulations. Batteries and rechargeable batteries that are not firmly enclosed in old electrical devices and lamps, and that can be removed from the old device without destroying them, must be separated from them in a non-destructive manner before they are handed to the collection point for their intended disposal. Please take note of our information on the Batteries Act [Germany: BattG] below for disposing of batteries.

You make an important contribution to returning, recycling and further processing of old devices if you separate your old devices into the correct collection groups for recycling.

The symbol below of a crossed-out dustbin, applied to electrical and electronic appliances, also advises of the duty to separate collections:



Consumer electronics stores and supermarkets are obliged, under certain conditions, to take back old electrical and electronic devices, in accordance with section 17 of the Electrical and Electronic Equipment Act. Stationary retailers must take back an old electrical device of the same type when a new electrical device is bought (1:1 return). This also applies to home deliveries. These retailers must also take back up to three small old electrical devices ($\leq 25\text{cm}$) without this being linked to a new purchase (0:1 return).

In accordance with the Electrical and Electronic Equipment Act, as online retailers of electrical devices and due to our product range, our obligation is limited to 1:1 return of large devices of $> 50\text{ cm}$ when selling a new electrical or electronic device of the same type. We comply with the obligation of return of devices other than large devices through our service provider. You can find the exact contact data and collection points on our website www.Teufel.de/entsorgung. It is also possible to

return old electrical and electronic appliances free of charge at an official delivery point run by the public waste disposal authorities.

Important: For safety reasons we ask that you refrain from sending lighting fixtures (some lamps). For return of lighting fixtures please use the public waste disposal collection points or contact us directly at www.Teufel.de/entsorgung.

As an end-user, you are responsible for deleting any personal data on old electrical appliances before handing it in.

Important: Our appliances can contain batteries/rechargeable batteries. If this is the case, please refer to its attached product documentation for additional information on the type and chemical make-up of the battery. For products with battery compartments you can directly remove the batteries or rechargeable batteries and dispose of them properly. If the batteries are built in to the product, do not in any case attempt to remove the batteries yourself, instead contact one of our employees or appropriate specialist staff.

Teufel

Please contact our customer service department with any questions, suggestions, or complaints:

**Lautsprecher Teufel
GmbH**
BIKINI Berlin
Budapester Str. 44
10787 Berlin (Germany)
www.teufelaudio.com

Phone.: 00800 200 300 40 (toll-free)
Fax: +49 (0)30 - 300930930
Service: www.teufelaudio.com/service
Contact: www.teufelaudio.com/contact

No responsibility is assumed for
the correctness of this information.
Technical changes, typographical
errors and other errors reserved.