


# Technical Description and Operating Instructions

---



## Teufel Massive

Headphones



---

## Contents

|                                     |   |
|-------------------------------------|---|
| General Notes and Information ..... | 2 |
| Product Contents .....              | 2 |
| For Your Safety .....               | 3 |
| Connecting the Headphones .....     | 4 |
| Handling.....                       | 4 |
| Cleaning.....                       | 4 |
| Technical Data.....                 | 4 |

# General Notes and Information

---

## Notice

The information in this document may be changed without prior notice and in no way constitutes any liability on the part of Lautsprecher Teufel GmbH.

No part of these instructions may be reproduced in any form or be broadcasted in any way electronically, mechanically, by photocopy or recording without the written permission of Lautsprecher Teufel GmbH.

© Lautsprecher Teufel GmbH  
Version 1.1  
October 2015

## Contact

For questions, suggestions or criticism please contact our customer service department:

Lautsprecher Teufel GmbH  
BIKINI Berlin  
Budapester Str. 44  
10787 Berlin (Germany)

**Phone 00800 - 200 300 40 (toll-free)**

**Fax +49 (0)30 / 300 930 930**

**E-Mail: [service@teufelaudio.com](mailto:service@teufelaudio.com)**

**[www.teufelaudio.com](http://www.teufelaudio.com)**

## Original packaging

If you wish to exercise your eight-week right of return, we ask that you be absolutely sure to hold onto the packaging. We can only accept the return of the article with the ORIGINAL PACKAGING. Empty boxes are not available!

## Complaints

In case of complaint we will need the following information to process your enquiry:

### 1. Invoice number

Can be found on the sales slip (enclosed with the product) or on the order confirmation received as a PDF document, e. g. 4322543

### 2. Serial number and/or batch number

Located on the device packaging, e. g. serial number: UL 04007480121A

Many thanks for your support!

## Protecting the environment



**Used units must not be disposed of with household waste!**

■ If the unit is no longer operational, every consumer is required by law to dispose of used devices separate from household waste, e. g. at a collection point run by the communal authority borough. In this way, used devices can be recycled and waste materials disposed of in an environmentally friendly manner.

For this reason, electrical equipment is labelled with the displayed symbol.

## Product Contents

---

- 1 x Teufel Massive Headphone
- 1 x Connection cable with 3.5 mm stereo jacks, 3 m length
- 1 x Connection cable with 3.5 mm stereo jacks, 1.3 m length
- 1 x 3.5 to 6.3 mm plug adaptor
- 1 x Textile bag

# For Your Safety

---

## Please read



Before you use the headphones, please carefully read through the safety notes and operating instructions. Only in this manner, can all functions be used safely and reliably.

Keep the operating instructions safe and pass them on to anyone who may own the unit after you.

## Proper Use

Only use the headphones as described in these operating instructions. Any other use is deemed improper and may result in damage to property or even injury to persons.

The manufacturer assumes no liability for damages, which result due to improper use.

The headphones are intended for private, DJ and professional use.

## Safety Notes



### **Danger of suffocation for children!**

Do not allow children to play with the device or the packing film. Make sure that children do not remove any small parts from the headphones. They could swallow and choke on them.



### **Extended listening at high volumes may lead to hearing loss.**

To avoid damage to health, avoid extended listening at high volumes.

Headphones may only be connected to earphone jacks! Do not connect them to the speaker jack of an amplifier.

Set the volume control of your audio source to low level before you don the headphones.



### **Risk of road traffic accidents!**

Headphones suppress outside noise to a considerable degree. For the purpose of road safety, do not wear headphones when driving passenger vehicles or when cycling.

As a pedestrian, be aware of your surroundings while wearing your headphones, especially when crossing a street.



### **Risk of injury!**

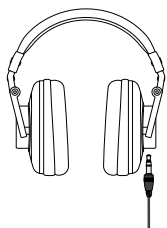
Do not use your headphones in areas where there is a risk of explosion.

### **Risk of damage!**

Keep your headphones away from wet conditions, moisture and heat (e. g. in your car in the summer) and mechanical stress (e. g. severe shocks, pressure and being dropped). Do not remove the headphones by pulling on the cable. Always pull on the stereo jack.

## Connecting the Headphones

---



Connect the headphones and the headphone jack of your audio system using one of the enclosed cables.


Both cables are furnished with 3.5 mm jack plugs. A 6.3 mm adapter

is also enclosed. This enables the connection to all conventional headphone jacks.

## Handling

---

When putting on the headphones, ensure that the ear-pieces marked with **L** and **R** are located on your left and right ear respectively.



Adjust the headband length to your head size.

## Cleaning

---

Clean the ear cushions and the headband with a soft dry cloth. Do not in any case use aggressive cleaning agents as they may damage the sensitive surface.

## Technical Data

---

|                  |                         |
|------------------|-------------------------|
| Driver unit:     | Ø 50 mm                 |
| Max Input Power: | 1000 mW                 |
| Impedance:       | 32 Ω ±15 %              |
| Sensitivity:     | 98 dB +/- 3 dB at 1 kHz |
| Freq. response:  | 10-22000 Hz             |
| Weight:          | 310 g                   |

For questions, suggestions or criticism please contact our customer service department:

**Teufel**

**Lautsprecher Teufel GmbH**  
BIKINI Berlin  
Budapester Str. 44  
10787 Berlin (Germany)

Phone 00800 - 200 300 40  
(toll-free)  
Fax: +49 (0)30 - 300 930 930  
[www.teufelaudio.com](http://www.teufelaudio.com)

No liability is accepted for the accuracy of this information. Technical changes, typographical errors and other errors reserved.

Instruction No. 92966 GB 20151020