


Technical Description and User Manual



Teufel CAGE

Gaming Headset with integrated USB Soundcard

Teufel

General notes and information

Notice

The information in this document may change without prior notice and in no way constitutes any liability on the part of Lautsprecher Teufel GmbH.

No part of this user manual may be reproduced in any form or be broadcasted in any way electronically, mechanically, by photocopy or recording without the written permission of Lautsprecher Teufel GmbH.

© Lautsprecher Teufel GmbH
Version 2.0, January 2022

Contact

Please contact our customer service department with any questions, suggestions, or complaints:

Lautsprecher Teufel GmbH

BIKINI Berlin

Budapester Straße 44

10787 Berlin (Germany)

Telephone:

00800 200 300 40 (toll-free)

Fax: +49 (0) 30 / 300 930 930

Online support:

www.teufelaudio.com/service

Contact form:

www.teufelaudio.com/contact

Original packaging

If you wish to exercise your right of return, we ask that you be absolutely sure to hold onto the packaging. We can only accept product returns with the ORIGINAL PACKAGING.

Empty boxes are not available!

Complaints

In case of a complaint we will need the following information to process your enquiry:

1. Invoice number

Can be found on the sales slip (enclosed with the product) or on the order confirmation received as a PDF document, e.g. 4322543

2. Serial number or batch number

Located on the back of the device, e.g. serial no.: UL 04007480121A

Thank you for your support!

Package contents

- 1× “Teufel CAGE” Headphone
- 1× Microphone
- 1× USB cable, 3 m long
- 1× Connector cable with two 3.5 mm jack plugs, 1.5 m long

For your safety

Please read



Before you use the headphones, please first carefully read through the safety notes and the user manual. This is the only way to use all functions safely and reliably.

Store the user manual in a safe place and also be sure to pass it on to any subsequent owner.

Proper use

The “Teufel CAGE” headphones are designed for the playback of audio and voice signals, which are transmitted with the help of the enclosed cable.

Only use the headphones as described in this user manual. Any other use will be deemed as not in accordance with the instructions and may lead to damage of property or even injury to persons.

The manufacturer accepts no liability for damage caused by improper use.

The headphones are suitable for use at home, by DJs and professionals.



Safety notes

Danger of suffocation for children!

Make sure that children do not play with the packaging foil, and that they do not pull small parts off of the headphones and put them in their mouth. There is a danger of suffocation.



Extended listening at high volumes may lead to hearing loss.

To avoid damage to health, avoid extended listening at high volumes.

Only connect headphones to the headphone outputs! Do not connect them to the speaker output of an amplifier.

Set the volume control of your audio source to a low level before you put on the headphones.

Risk in road traffic!

Your headphones significantly dampen external noise. Therefore, for reasons of road safety, do not wear your headphones whilst driving vehicles or cycling.

If you are a pedestrian, pay attention to your surroundings while wearing the headphones, especially when crossing the street.

Risk of injury!

Do not use your headphones in environments where there is a risk of explosion.

Risk of damage!

Ensure that the headphones do not become wet, protect them from moisture, heat (e.g. during the summer in cars) and mechanical influences (e.g. severe shocks, pressure and falling).

Always take hold of the plug when pulling out the connector cable. Do not pull on the cable.

Cleaning

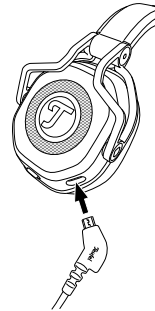
Clean the ear cushions and the headband with a soft dry cloth. Never use aggressive cleaning agents as they may damage the sensitive surface.

Handling

Put your headphones on so that both ears are firmly covered.

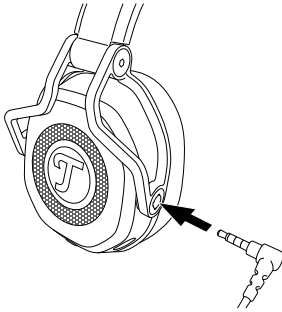
If necessary, adjust the headband length to your head size.

Connecting with the USB cable



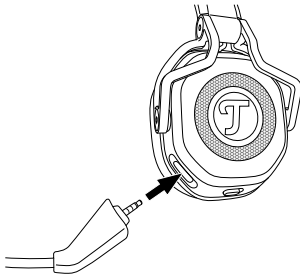
Use the enclosed USB cable to connect the headphones to a USB port on your PC.

Connecting with a 3.5 mm jack plug



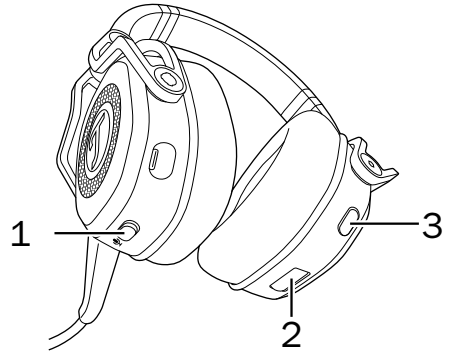
Connect the 3.5 mm jack plug output of the headphones and the headphone jack of your audio system or your smartphone using the enclosed connector cable.


Connecting a microphone



Connect the microphone to the microphone jack.

Controls



1	Microphone switch Set the switch at the  position to switch on the microphone.
2	Digital volume wheel Rotate the wheel outwards to increase the volume or inwards to decrease the volume.
3	Multipurpose button Use this button to control or configure various features and settings in the Cage Application – Teufel Audio Center (TAC).

Other functions

Lighting

The Teufel logo will illuminate in red at full brightness as soon as the headphones have been connected via the USB cable. Press the multipurpose button **3** repeatedly to cycle through the brightness levels (off/medium/full).

Integrated sound card

The headphones have an integrated sound card. You can use the integrated sound card as soon as the headphones have been connected via the USB cable.

Software settings

Under:

www.teufel.de/cage-tac-download

you can download the Cage Application – Teufel Audio Center (TAC).

With the TAC, you can configure different headphone and microphone settings.

For more information on the settings and functions of TAC, please see the link below:

www.teufel.de/CAGE-TAC-SUPPORT

Technical data

Driver unit:	Ø 40 mm
Max. power:	50 mW
Impedance:	32 Ω
Sensitivity at 1 kHz (1mW):	86 ±3 dB
Frequency response:	20–20000 Hz

You can find further technical data on our website.

Technical changes reserved!



Lautsprecher Teufel GmbH declares that this product complies with the relevant European and national directives. The full text of the


CE Declaration of Conformity can be found at this web address:

www.teufel.de/konformitaetserklaerungen
www.teufelaudio.com/declaration-of-conformity

Troubleshooting

The following advice should help you to solve problems.

If this does not help, you will find useful information in the detailed FAQs on our website. Otherwise, please contact our hotline (see page 1).

Problem	Possible cause	Solution
No audio playback.	The USB or 3.5 mm jack plug cable is not properly connected.	Properly connect the USB or 3.5 mm jack plug cable with the headphones.
	Volume has been set too low.	Increase the volume on the external player and/or headphones.
No voice reproduction.	The microphone switch is in the wrong position.	Set the microphone switch at the  position to switch on the microphone.

Entsorgung

Important information in accordance with the Electrical and Electronic Equipment Act (Germany: ElektroG)

We advise owners of electrical and electronic appliances that old electrical and electronic devices must be handed in separately from municipal waste, in accordance with the applicable regulations. Batteries and rechargeable batteries that are not firmly enclosed in old electrical devices and lamps, and that can be removed from the old device without destroying them, must be separated from them in a non-destructive manner before they are handed to the collection point for their intended disposal. Please take note of our information on the Batteries Act [Germany: BattG] below for disposing of batteries.

You make an important contribution to returning, recycling and further processing of old devices if you separate your old devices into the correct collection groups for recycling.

The symbol below of a crossed-out dustbin, applied to electrical and electronic appliances, also advises of the duty to separate collections:



Consumer electronics stores and supermarkets are obliged, under certain conditions, to take back old electrical and electronic devices, in accordance with section 17 of the Electrical and

Electronic Equipment Act. Stationary retailers must take back an old electrical device of the same type when a new electrical device is bought (1:1 return). This also applies to home deliveries. These retailers must also take back up to three small old electrical devices ($\leq 25\text{cm}$) without this being linked to a new purchase (0:1 return).

In accordance with the Electrical and Electronic Equipment Act, as online retailers of electrical devices and due to our product range, our obligation is limited to 1:1 return of large devices of $> 50\text{ cm}$ when selling a new electrical or electronic device of the same type. We comply with the obligation of return of devices other than large devices through our service provider. You can find the exact contact data and collection points on our website www.Teufel.de/entsorgung. It is also possible to return old electrical and electronic appliances free of charge at an official delivery point run by the public waste disposal authorities.

Important: For safety reasons we ask that you refrain from sending lighting fixtures (some lamps). For return of lighting fixtures please use the public waste disposal collection points or contact us directly at www.Teufel.de/entsorgung.

As an end-user, you are responsible for deleting any personal data on old electrical appliances before handing it in.

Important: Our appliances can contain batteries/rechargeable batteries. If this is the case, please refer to its attached product documentation for additional information on the type and chemical make-up of the battery. For products with battery compartments you can directly remove the batteries or rechargeable batteries and dispose of them properly. If the batteries are built in to the product, do not in any case attempt to remove the batteries yourself, instead

contact one of our employees or appropriate specialist staff.

Teufel

Please contact our customer service department with any questions, suggestions, or complaints:

Lautsprecher Teufel GmbH
BIKINI Berlin, Budapester Straße 44
10787 Berlin (Germany)
www.teufelaudio.com

Phone: 00800 200 300 40 (toll-free)
Fax: +49 (0)30 - 300 930 930
Online-support:
www.teufelaudio.com/service
Contact:
www.teufelaudio.com/contact

No responsibility is assumed for the correctness of this information.
Technical changes, typographical errors and other errors reserved.