


# Technical Description and User Manual

---



## Teufel CAGE

Gaming Headset with integrated USB Soundcard

**Teufel**

---

## General notes and information

---

### Notice

The information in this document may change without prior notice and in no way constitutes any liability on the part of Lautsprecher Teufel GmbH.

No part of this user manual may be reproduced in any form or be broadcasted in any way electronically, mechanically, by photocopy or recording without the written permission of Lautsprecher Teufel GmbH.

© Lautsprecher Teufel GmbH  
Version 1.0, October 2019

### Contact

Please contact our customer service department with any questions, suggestions, or complaints:

**Lautsprecher Teufel GmbH**

**BIKINI Berlin**

**Budapester Straße 44**

**10787 Berlin (Germany)**

Telephone:

00800 200 300 40 (toll-free)

Fax: +49 (0) 30 / 300 930 930

Online support:

[www.teufelaudio.com/service](http://www.teufelaudio.com/service)

Contact form:

[www.teufelaudio.com/contact](http://www.teufelaudio.com/contact)

## Original packaging

If you wish to exercise your eight-week right of return, we ask that you be absolutely sure to hold onto the packaging. We can only accept product returns with the ORIGINAL PACKAGING. Empty boxes are not available!

## Complaints

In case of a complaint we will need the following information to process your enquiry:

### 1. Invoice number

Can be found on the sales slip (enclosed with the product) or on the order confirmation received as a PDF document, e.g. 4322543

### 2. Serial number or batch number

Located on the back of the device, e.g. serial no.: UL 04007480121A

Thank you for your support!

## Protecting the environment



**Old devices must not be disposed of with household waste!**

■ If the device is no longer operational, every consumer is required by law to dispose of used devices separately from household waste, e.g. at a collection point run by the communal authority/borough. This ensures that old devices are recycled in a professional manner and also rules out negative consequences for the environment. For this reason, electrical equipment is labelled with the displayed symbol.

## Package contents

- 1× “Teufel CAGE” Headphone
- 1× Microphone
- 1× USB cable, 3 m long
- 1× Connector cable with two 3.5 mm jack plugs, 1.5 m long

## For your safety

### Please read



Before you use the headphones, please first carefully read through the safety notes and the user manual. This is the only way to use all functions safely and reliably.

Store the user manual in a safe place and also be sure to pass it on to any subsequent owner.

### Proper use

The “Teufel CAGE” headphones are designed for the playback of audio and voice signals, which are transmitted with the help of the enclosed cable.

Only use the headphones as described in this user manual. Any other use will be deemed as not in accordance with the instructions and may lead to damage of property or even injury to persons.

The manufacturer accepts no liability for damage caused by improper use.

The headphones are suitable for use at home, by DJs and professionals.



## Safety notes

### **Danger of suffocation for children!**

Make sure that children do not play with the packaging foil, and that they do not pull small parts off of the headphones and put them in their mouth. There is a danger of suffocation.



### **Extended listening at high volumes may lead to hearing loss.**

To avoid damage to health, avoid extended listening at high volumes.

Only connect headphones to the headphone outputs! Do not connect them to the speaker output of an amplifier.

Set the volume control of your audio source to a low level before you put on the headphones.

### **Risk in road traffic!**

Your headphones significantly dampen external noise. Therefore, for reasons of road safety, do not wear your headphones whilst driving vehicles or cycling.

If you are a pedestrian, pay attention to your surroundings while wearing the headphones, especially when crossing the street.

### **Risk of injury!**

Do not use your headphones in environments where there is a risk of explosion.

### **Risk of damage!**

Ensure that the headphones do not become wet, protect them from moisture, heat (e.g. during the summer in cars) and mechanical influences (e.g. severe shocks, pressure and falling).

Always take hold of the plug when pulling out the connector cable. Do not pull on the cable.

## Cleaning

---

Clean the ear cushions and the headband with a soft dry cloth. Never use aggressive cleaning agents as they may damage the sensitive surface.

## Handling

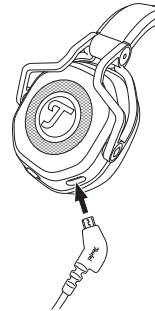
---

Put your headphones on so that both ears are firmly covered.

If necessary, adjust the headband length to your head size.

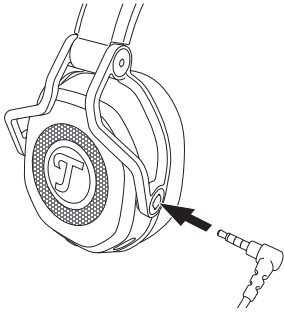
## Connecting with the USB cable

---



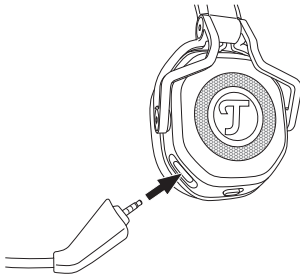
Use the enclosed USB cable to connect the headphones to a USB port on your PC.

## Connecting with a 3.5 mm jack plug



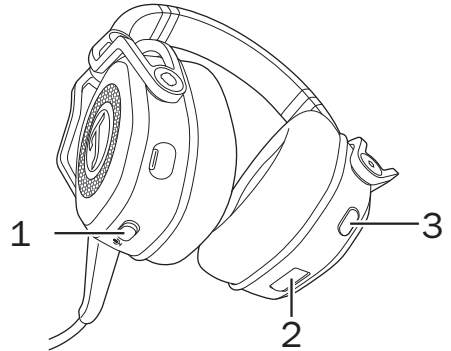
Connect the 3.5 mm jack plug output of the headphones and the headphone jack of your audio system or your smartphone using the enclosed connector cable.


## Connecting a microphone



Connect the microphone to the microphone jack.

## Controls



<b>1</b>	<b>Microphone switch</b> Set the switch at the  position to switch on the microphone.
<b>2</b>	<b>Digital volume wheel</b> Rotate the wheel outwards to increase the volume or inwards to decrease the volume.
<b>3</b>	<b>Multipurpose button</b> Use this button to control or configure various features and settings in the Cage Application – Teufel Audio Center (TAC).

## Other functions

---

### Lighting

The Teufel logo will illuminate in red at full brightness as soon as the headphones have been connected via the USB cable. Press the multipurpose button **3** repeatedly to cycle through the brightness levels (off/medium/full).

### Integrated sound card

The headphones have an integrated sound card. You can use the integrated sound card as soon as the headphones have been connected via the USB cable.

### Software settings

Under:  
[teufel.de/cage-tac-download](http://teufel.de/cage-tac-download)  
you can download the Cage Application – Teufel Audio Center (TAC).

With the TAC, you can configure different headphone and microphone settings.

For more information on the settings and functions of TAC, please see the link below:

[teufel.de/CAGE-TAC-SUPPORT](http://teufel.de/CAGE-TAC-SUPPORT)

## Technical data

---

Driver unit:	Ø 40 mm
Max. power:	50 mW
Impedance:	32 Ω
Sensitivity at 1 kHz (1mW):	86 ±3 dB
Frequency response:	20–20000 Hz

You can find further technical data on our website.

Technical changes reserved!


 This device fulfils the applicable European and national guidelines. This is confirmed by the CE mark (the manufacturer has corresponding declarations on file).

# Troubleshooting

---

The following advice should help you to solve problems.

If this does not help, you will find useful information in the detailed FAQs on our website. Otherwise, please contact our hotline (see page 1).

Problem	Possible cause	Solution
No audio playback.	The USB or 3.5 mm jack plug cable is not properly connected.	Properly connect the USB or 3.5 mm jack plug cable with the headphones.
	Volume has been set too low.	Increase the volume on the external player and/or headphones.
No voice reproduction.	The microphone switch is in the wrong position.	Set the microphone switch at the  position to switch on the microphone.



Please contact our customer service department with any questions, suggestions, or complaints:

**Teufel** **Lautsprecher Teufel GmbH**  
BIKINI Berlin  
Budapester Straße 44  
10787 Berlin (Germany)

Tel.: +49 (0)30 - 217 84 217  
[www.teufelaudio.com](http://www.teufelaudio.com)

No responsibility is assumed for the  
correctness of this information.  
Technical changes, typographical  
errors and other errors reserved.

Manual No. 197873\_20191028\_EN